


2022 DESTINATION REPORT

DEPARTMENTS OF COMPUTER SCIENCE & COMPUTATIONAL DATA SCIENCE

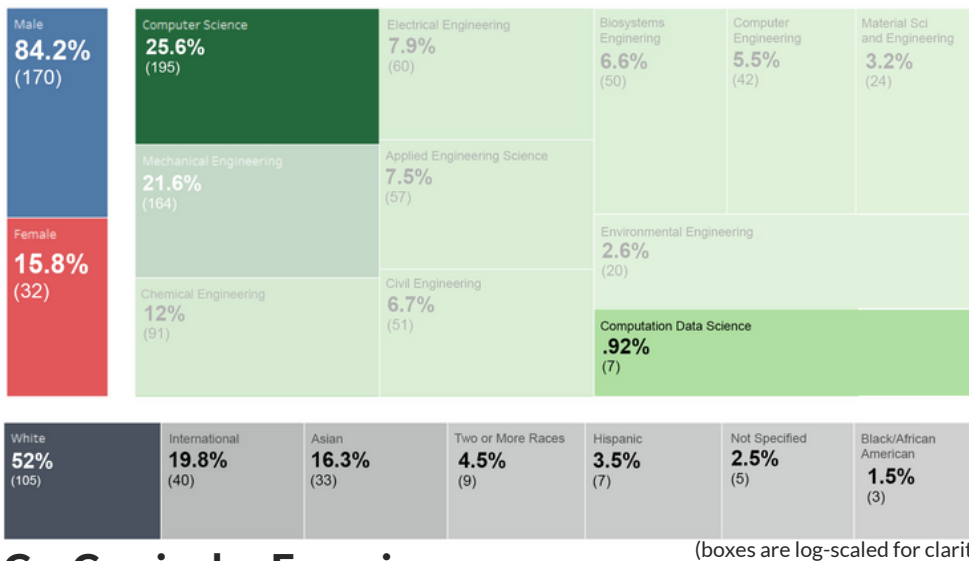
COLLEGE OF ENGINEERING

COLLEGE OF ENGINEERING - MICHIGAN STATE UNIVERSITY

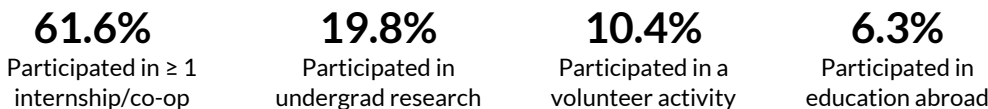
careers.egr.msu.edu | updated August 22, 2023 | photo via Unsplash



Spring 2022 Graduating Class Composition: CSE & CDS Depts.



Co-Curricular Experiences



Top Destinations

by Employer	by State	by City (MI)	by City (non-MI)
1. Amazon (10)	1. Michigan (77)	1. Detroit* (43)	1. Minneapolis* (7)
2. General Motors (9)	2. California (7)	2. Lansing* (13)	2. Chicago* (6)
3. Auto-Owners Ins. (5)	3. Minnesota (7)	3. Grand Rapids* (12)	3. New York* (6)
4. Ford Motor Co. (5)	4. Texas (7)	4. Ann Arbor* (6)	4. Seattle* (3)
5. GE (4)	5. Illinois (6)	5. Jackson* (1)	5. Austin (2)
6. Accenture (3)	6. New York (6)	6. Reed City (1)	6. Columbus, OH (2)
7. Bosch (3)	7. Washington (4)	7. Shelby (1)	7. Dallas* (2)
8. Epic Systems (3)	8. Colorado (3)		8. Denver* (2)
9. General Mills (3)	9. Wisconsin (3)		9. Houston* (2)
10. Microsoft (3)	10. Ohio (2)		10. Madison (2)

(* denotes metropolitan area, including suburbs)

KEY STATS

Spring 2022
Graduating Undergraduates
CSE & CDS Departments

79.2%
Knowledge Rate
(160/202 graduates)

98.1%
Placement Rate
(Employment/Education)

\$84,511
Average Starting Salary

\$80,000
Median Starting Salary

81.8%
Engaged in full- or part-time
employment

15.6%
Enrolled in graduate school or
other continuing education